

# NSSW OFFER

**Progressive and engaging, our activities are designed in stages that address the NSSW-identified barriers to HE progression.**

## Introduction Stage - Year 9

- Provide opportunities to explore the career benefits of HE.
- Introduce HE pathways.
- Inform on local HE provision.
- Explore local labour market information.

## Development Stage – Year 10 & 11

- Develop aspirations through interactions with HE role models.
- Use research skills to identify personal interests and possibilities.
- Increase awareness of HE pathways and how HE differs from school.
- Encourage discussion around concerns relating to student fees and finance.

## Consolidation Stage – Year 12/13, Post-16

- Raise aspirations within subject areas and HE progression routes.
- Develop confidence and ability to make informed HE choices.
- Spend time on HE campuses with student ambassadors and lecturers.
- Understand that finance and geographical location are not barriers to HE progression.

### INFLUENCE

Through progressive engagement with NSSW, parents/carers are empowered to support their children with their life choices. Teachers are supported through NSSW to encourage students to consider higher education.

### INFORM

Our Parent & Carer Stands provide influencers with positive, factually correct information so they are better placed to encourage HE progression.

### CONNECT

We believe it's vital to connect students with real role models. Our dedicated team of student ambassadors are DBS-checked and trained to work within schools and further education colleges.

# ACTIVITIES

See icons in the tables below for information on alternative formats. We have suggested where the session may align with Gatsby Benchmarks in the GB column.

## YEAR 9 - Introduction Stage



Recorded online session available



Live online session available

Session	Format	Summary	Alt formats	Notes	GB
<b>Jobs and Job Sectors, using Careerpivot or Unifrog</b>	Workshop: 60 - 75 mins	Explores job sectors & jobs including salaries and labour market information.		*PCs required.	2 & 3

## YEAR 10 - Development Stage

Session	Format	Summary	Alt formats	Notes	GB
<b>Introduction to HE</b>	Talk: 20 mins	Shows students how to separate the facts from the fiction in relation to HE.			7
<b>Student Life &amp; Budgeting</b>	Workshop: 60 - 75 mins	An introduction to student life. Includes an interactive budgeting activity.			3
<b>Level 3 Options</b>	Talk: 20 mins or Workshop: 60 - 75 mins	Develops knowledge and understanding of level 3 pathways and relevant options.		*PCs required for workshop.	4
<b>Campus Visit</b>	Off-site visit: whole day	A visit to a local university or college for a tour of the campus and HE facilities.			4 & 7
<b>Higher and Degree Apprenticeships</b>	Workshop: 45 - 60 mins	Discover information about higher and degree apprenticeships as an alternative route into HE.		*PCs required.	2 & 4
<b>My Skills Profile using Careerpivot or Unifrog</b>	Workshop: 60 - 75 mins	Identify experiences and transferable skills and how they align with those required by a range of different jobs.		*PCs required.	2 & 3
<b>"Why Would You?"</b>	Film	An opportunity for students to discuss some of their barriers to HE, including finance.		Teachers Pack or NSSW Delivery	3 & 7








# YEAR 11 - Development Stage



Recorded online session available



Live online session available

Session	Format	Summary	Alt formats	Notes	GB
<b>Student Life &amp; Budgeting</b>	Workshop: 60 - 75 mins	An introduction to student life. Includes an interactive budgeting activity.	 		3
<b>Level 3 Options</b>	Talk: 20 mins or Workshop: 60 - 75 mins	Develops knowledge and understanding of level 3 pathways and relevant options.	 	*PCs required for workshop.	4
<b>Higher and Degree Apprenticeships</b>	Workshop: 45 - 60 mins	Discover information about higher and degree apprenticeships as an alternative route into HE.	 	*PCs required.	2 & 4
<b>Study Skills</b>	Workshop:	Develops revision skills in preparation for GCSEs			3
<b>"Why Would You?"</b>	Film	An opportunity for students to discuss some of their barriers to HE, including finance.		Teachers Pack or NSSW Delivery	3 & 7

3

# SUPPORTING HE PROGRESSION

**In addition to our activities, schools and colleges can support HE progression in the following ways:**

- Include an HE policy statement in your school/college's Careers Policy and publish on your website.
- Encourage progression to HE through your School Development Plan.
- Nominate an HE Advisor, most probably your Careers Leader, who reports to SLT.
- Monitor progression rates to HE at Governing Body level.
- Continue to engage with the NSSW institutional outreach programmes to achieve GB7.

NSSW funding is confirmed until July 2023, but we hope to continue to July 2025.  
Many thanks for your continued commitment.

# YEAR 12/13/POST-16 - Consolidation Stage



Recorded online session available



Live online session available

Session	Format	Summary	Alt formats	Notes	GB
<b>Student Finance &amp; Budgeting</b>	Workshop: 60 - 75 mins	Explores student finance, how student loan repayments work and how students can afford to live at university.			3
<b>Student Life</b>	Talk: 20 mins or Workshop: 60 mins	Provides an insight into what life is like for HE students, while increasing understanding of the wider benefits of HE study.			7
<b>Post 18 Options</b>	Workshop: 60 mins	Develops knowledge of post-18 pathways and options.			4
<b>Choosing a Degree Course</b>	Workshop: 60 mins	Provides students with the tools to choose the right course and institution for them.		*PCs required	3 & 4
<b>My Skills Profile Review, using Careerpivot</b>	Workshop: 60 mins	Builds on identifying transferable skills to help develop personal statements for a range of applications. Ideally followed up the personal statement workshop.		*PCs required	3
<b>Higher and Degree Apprenticeships</b>	Workshop: 45 -60 mins	Informs about higher and degree apprenticeships as an alternative route into HE.		*PCs required	2 & 4
<b>The Pay Index</b>	Workshop: 60 mins	Uses LMI to investigate how pay and living costs vary. A tool to compare future earnings after gaining a degree or apprenticeship?			2, 3, 7 & 8
<b>UCAS Exhibition Preparation</b>	Talk: 30 mins or Workshop: 60 mins	Prepares students for how to make the most of UCAS exhibitions. Workshop includes pre-event research.			2 & 4
<b>HE Interviews &amp; Applicant Days</b>	Workshop: 60 mins	Promotes understanding and preparation for Applicant Days and different formats of HE course interview.			3
<b>Pre &amp; Post Campus Visit Workshops</b>	Workshop: 60 mins	Helps prepare students for visiting an HE institution, and summarise findings after a visit, plus further signposting.			4 & 7
<b>Campus Visit</b>	Off-site visit whole day	A visit to a local university or college for a tour of the campus and HE facilities.			4 & 7
<b>Virtual HE Events</b>	Workshop: 45 -60 mins	Shows students how to get to get the most out of virtual HE events.			2 & 4
<b>Personal Statements</b>	Workshop: 60 mins	Highlights the role of personal statements in UCAS applications, provides examples and supports students with planning and drafting their own.			3
<b>UCAS Applications</b>	Workshop: 60 mins	Help students understand and navigate the UCAS application process.			3 & 4

# OUR PARTNERS

**Next Steps South West proudly represents the following colleges and universities:**



**I am impressed by the amount of engagement we have managed to get delivered to a large number of students and the positive relationships which are developing with staff as a result.**

**T Chedzoy**  
In-school Coordinator  
Bridgwater & Taunton College